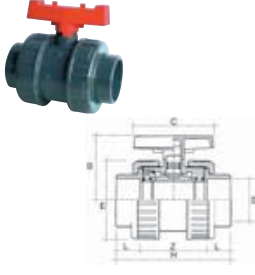


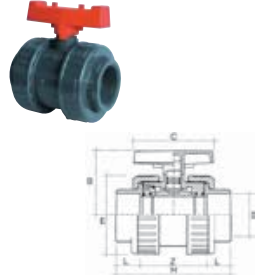
PVCu manual Ball Valves—Industrial

PN = Maximum working pressure (bar) at 20°C

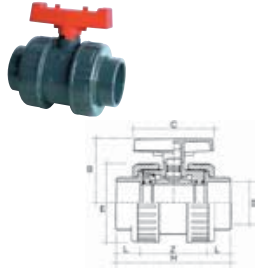
Double Union Ball Valve Plain Sockets EPDM Seals

	Nominal Size	Code	E	B	L	Z	H	C	PN	Weight (GR)
	3/8"	RBA22A0160	50	51	16	46	78	65	16	140
	1/2"	RBA22A0200	50	51	17	46	78	65	16	140
	3/4"	RBA22A0250	60	58	20	52	90	70	16	200
	1"	RBA22A0320	68	65	23	60	104	82	16	300
	1 1/4"	RBA22A0400	80	76	27	68	120	92	16	450
	1 1/2"	RBA22A0500	94	88	31	78	140	105	16	690
	2"	RBA22A0630	115	104	38	93	169	123	16	1150
	2 1/2"	RBA22A0750	168	137	44	139	227	168	10	3100
	3"	RBA22A0900	168	138	51	139	242	168	10	3250
	4"	RBA22A1100	210	166	63	160	282	190	10	5500

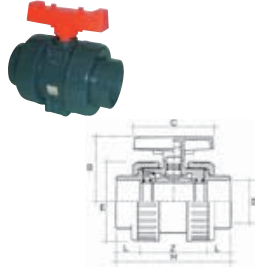
Double Union Ball Valve Plain Sockets EPDM Seals Metric

	Nominal Size	Code	E	B	L	Z	H	C	PN	Weight (GR)
	16	RBI22I0160	50	51	16	46	78	65	16	140
	20	RBI22I0200	50	51	16	46	78	65	16	140
	25	RBI22I0250	60	58	19	52	90	70	16	200
	32	RBI22I0320	68	65	22	60	104	82	16	300
	40	RBI22I0400	80	76	26	68	120	92	16	450
	50	RBI22I0500	94	88	31	78	140	105	16	690
	63	RBI22I0630	115	104	38	93	169	123	16	1150
	75	RBI22I0750	168	137	44	139	227	168	10	3100
	90	RBI22I0900	168	138	51	139	242	168	10	3250
	110	RBI22I1100	210	166	61	160	282	190	10	5500

Double Union Ball Valve BSP Female Threaded Sockets EPDM Seals

	Nominal Size	G	Code	E	B	L	Z	H	C	PN	Weight (GR)
	3/8"	BSPF	RBF22F0160	50	51	16	46	78	65	16	140
	1/2"	BSPF	RBF22F0200	50	51	16	46	78	65	16	140
	3/4"	BSPF	RBF22F0250	60	58	19	52	90	70	16	200
	1"	BSPF	RBF22F0320	68	65	22	60	104	82	16	300
	1 1/4"	BSPF	RBF22F0400	80	76	24	68	116	92	16	450
	1 1/2"	BSPF	RBF22F0500	94	88	24	78	126	105	16	690
	2"	BSPF	RBF22F0630	115	104	28	93	149	123	16	1150
	2 1/2"	BSPF	RBF22F0750	168	137	33	139	205	168	10	3050
	3"	BSPF	RBF22F0900	168	138	36	139	212	168	10	3200
	4"	BSPF	RBF22F1100	210	166	42	160	244	190	10	5400

Double Union Ball Valve Plain Sockets FPM Seals

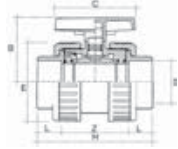
	Nominal Size	Code	E	B	L	Z	H	C	PN	Weight (GR)
	3/8"	RBA23A0160	50	51	16	46	78	65	16	140
	1/2"	RBA23A0200	50	51	17	46	78	65	16	140
	3/4"	RBA23A0250	60	58	20	52	90	70	16	200
	1"	RBA23A0320	68	65	23	60	104	82	16	300
	1 1/4"	RBA23A0400	80	76	27	68	120	92	16	450
	1 1/2"	RBA23A0500	94	88	31	78	140	105	16	690
	2"	RBA23A0630	115	104	38	93	169	123	16	1150
	2 1/2"	RBA23A0750	168	137	44	139	227	168	10	3100
	3"	RBA23A0900	168	138	51	139	242	168	10	3250
	4"	RBA23A1100	210	166	63	160	282	190	10	5500

PVCu manual Ball Valves—Industrial

PN = Maximum working pressure (bar) at 20°C

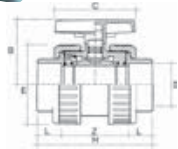
Double Union Ball Valve Plain Sockets FPM Seals Metric

Nominal Size	Code	E	B	L	Z	H	C	PN	Weight (GR)
16	RBI23I0160	50	51	16	46	78	65	16	140
20	RBI23I0200	50	51	16	46	78	65	16	140
25	RBI23I0250	60	58	19	52	90	70	16	200
32	RBI23I0320	68	65	22	60	104	82	16	300
40	RBI23I0400	80	76	26	68	120	92	16	450
50	RBI23I0500	94	88	31	78	140	105	16	690
63	RBI23I0630	115	104	38	93	169	123	16	1150
75	RBI23I0750	168	137	44	139	227	168	10	3100
90	RBI23I0900	168	138	51	139	242	168	10	3250
110	RBI23I1100	210	166	61	160	282	190	10	5500



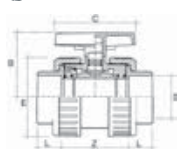
Double Union Ball Valve BSP Female Threaded Sockets FPM Seals

Nominal Size	G	Code	E	B	L	Z	H	C	PN	Weight (GR)
3/8"	BSPF	RBF23F0160	50	51	16	46	78	65	16	140
1/2"	BSPF	RBF23F0200	50	51	16	46	78	65	16	140
3/4"	BSPF	RBF23F0250	60	58	19	52	90	70	16	200
1"	BSPF	RBF23F0320	68	65	22	60	104	82	16	300
1 1/4"	BSPF	RBF23F0400	80	76	24	68	116	92	16	450
1 1/2"	BSPF	RBF23F0500	94	88	24	78	126	105	16	690
2"	BSPF	RBF23F0630	115	104	28	93	149	123	16	1150
2 1/2"	BSPF	RBF23F0750	168	137	33	139	205	168	10	3050
3"	BSPF	RBF23F0900	168	138	36	139	212	168	10	3200
4"	BSPF	RBF23F1100	210	166	42	160	244	190	10	5400



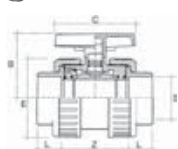
Double Union Ball Valve with Locking Handle Plain Sockets EPDM Seals

Nominal Size	Code	A	Z	t	d	H	B	PN
3/8"	RBA12A0160	62	68	17	53	72	40	16
1/2"	RBA12A0200	62	68	17	53	72	40	16
3/4"	RBA12A0250	70	76	20	63	79	52	16
1"	RBA12A0320	74	81	23	70	82	52	16
1 1/4"	RBA12A0400	84	90	27	85	100	64	16
1 1/2"	RBA12A0500	95	104	32	101	108	73	16
2"	RBA12A0630	109	121	39	122	117	85	16
2 1/2"	RBA12A0750	137	148	45	155	144	110	16
3"	RBA12A0900	163	183	56	188	163	132	10
4"	RBA12A1100	163	176	64	188	163	132	6



Double Union Ball Valve with Locking Handle Plain Sockets EPDM Seals Metric

Nominal Size	Code	A	Z	t	d	H	B	PN
16	RBI12I0160	62	68	17	53	72	40	16
20	RBI12I0200	62	68	17	53	72	40	16
25	RBI12I0250	70	76	20	63	79	52	16
32	RBI12I0320	74	81	23	70	82	52	16
40	RBI12I0400	84	90	27	85	100	64	16
50	RBI12I0500	95	104	32	101	108	73	16
63	RBI12I0630	109	121	39	122	117	85	16
75	RBI12I0750	137	148	45	155	144	110	16
90	RBI12I0900	163	183	56	188	163	132	10
110	RBI12I1100	163	176	64	188	163	132	6



PVCu manual Ball Valves—Industrial

PN = Maximum working pressure (bar) at 20°C

Double Union Ball Valve with Locking Handle BSP Female Threaded Sockets EPDM Seals

Nominal Size	G	Code	A	Z	t	d	H	B	PN
3/8"	BSPF	RBF12F0160	62	68	17	53	72	40	16
1/2"	BSPF	RBF12F0200	62	68	17	53	72	40	16
3/4"	BSPF	RBF12F0250	70	76	20	63	79	52	16
1"	BSPF	RBF12F0320	74	81	23	70	82	52	16
1 1/4"	BSPF	RBF12F0400	84	90	27	85	100	64	16
1 1/2"	BSPF	RBF12F0500	95	104	32	101	108	73	16
2"	BSPF	RBF12F0630	109	121	39	122	117	85	16
2 1/2"	BSPF	RBF12F0750	137	148	45	155	144	110	16
3"	BSPF	RBF12F0900	163	183	56	188	163	132	10
4"	BSPF	RBF12F1100	163	176	64	188	163	132	6

Refer to metric equivalent

PVCu manual Ball Valves—Economy

PN = Maximum working pressure (bar) at 20°C

Double Union Ball Valve Plain Sockets EPDM Seals

Nominal Size	Code	E	B	L	Z	H	C	PN	Weight (GR)
3/8"	RBA21A0160	50	51	16	46	78	65	16	140
1/2"	RBA21A0200	50	51	17	46	78	65	16	140
3/4"	RBA21A0250	60	58	20	52	90	70	16	200
1"	RBA21A0320	68	65	23	60	104	82	16	300
1 1/4"	RBA21A0400	80	76	27	68	120	92	16	450
1 1/2"	RBA21A0500	94	88	31	78	140	105	16	690
2"	RBA21A0630	115	104	38	93	169	123	16	1150
2 1/2"	RBA21A0750	168	137	44	139	227	168	10	3100
3"	RBA21A0900	168	138	51	139	242	168	10	3250
4"	RBA21A1100	210	166	63	160	282	190	10	5500

Double Union Ball Valve Plain Sockets EPDM Seals Metric

Nominal Size	Code	E	B	L	Z	H	C	PN	Weight (GR)
16	RBI21I0160	50	51	16	46	78	65	16	140
20	RBI21I0200	50	51	16	46	78	65	16	140
25	RBI21I0250	60	58	19	52	90	70	16	200
32	RBI21I0320	68	65	22	60	104	82	16	300
40	RBI21I0400	80	76	26	68	120	92	16	450
50	RBI21I0500	94	88	31	78	140	105	16	690
63	RBI21I0630	115	104	38	93	169	123	16	1150
75	RBI21I0750	168	137	44	139	227	168	10	3100
90	RBI21I0900	168	138	51	139	242	168	10	3250
110	RBI21I1100	210	166	61	160	282	190	10	5500

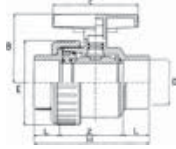
Refer to metric equivalent

PVCu manual Ball Valves—Economy

PN = Maximum working pressure (bar) at 20°C

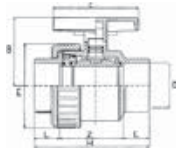
Double Union Ball Valve BSP Female Threaded Sockets EPDM Seals

Nominal Size	G	Code	E	B	L	Z	H	C	PN	Weight (GR)
3/8"	BSPF	RBF21F0160	50	51	16	46	78	65	16	140
1/2"	BSPF	RBF21F0200	50	51	16	46	78	65	16	140
3/4"	BSPF	RBF21F0250	60	58	19	52	90	70	16	200
1"	BSPF	RBF21F0320	68	65	22	60	104	82	16	300
1 1/4"	BSPF	RBF21F0400	80	76	24	68	116	92	16	450
1 1/2"	BSPF	RBF21F0500	94	88	24	78	126	105	16	690
2"	BSPF	RBF21F0630	115	104	28	93	149	123	16	1150
2 1/2"	BSPF	RBF21F0750	168	137	33	139	205	168	10	3050
3"	BSPF	RBF21F0900	168	138	36	139	212	168	10	3200
4"	BSPF	RBF21F1100	210	166	42	160	244	190	10	5400



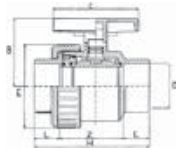
Single Union Ball Valve Plain Sockets EPDM Seals

Nominal Size	Code	E	B	L	Z	H	C	PN	Weight (GR)
3/8"	RBA11A0160	50	51	16	46	78	65	16	140
1/2"	RBA11A0200	50	51	17	46	78	65	16	140
3/4"	RBA11A0250	60	58	20	52	90	70	16	200
1"	RBA11A0320	68	65	23	60	104	82	16	300
1 1/4"	RBA11A0400	80	76	27	68	120	92	16	450
1 1/2"	RBA11A0500	94	88	31	78	140	105	16	690
2"	RBA11A0630	115	104	38	93	169	123	16	1150
2 1/2"	RBA11A0750	168	137	44	139	227	168	10	3100
3"	RBA11A0900	168	138	51	139	242	168	10	3250
4"	RBA11A1100	210	166	63	160	282	190	10	5500



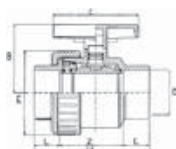
Single Union Ball Valve Plain Sockets EPDM Seals

Nominal Size	Code	E	B	L	Z	H	C	PN	Weight (GR)
16	RBI11I0160	50	51	16	46	78	65	16	140
20	RBI11I0200	50	51	16	46	78	65	16	140
25	RBI11I0250	60	58	19	52	90	70	16	200
32	RBI11I0320	68	65	22	60	104	82	16	300
40	RBI11I0400	80	76	26	68	120	92	16	450
50	RBI11I0500	94	88	31	78	140	105	16	690
63	RBI11I0630	115	104	38	93	169	123	16	1150
75	RBI11I0750	168	137	44	139	227	168	10	3100
90	RBI11I0900	168	138	51	139	242	168	10	3250
110	RBI11I1100	210	166	61	160	282	190	10	5500



Single Union Ball Valve BSP Female Threaded Sockets EPDM Seals

Nominal Size	G	Code	E	B	L	Z	H	C	PN	Weight (GR)
3/8"	BSPF	RBF11F0160	50	51	16	46	78	65	16	140
1/2"	BSPF	RBF11F0200	50	51	16	46	78	65	16	140
3/4"	BSPF	RBF11F0250	60	58	19	52	90	70	16	200
1"	BSPF	RBF11F0320	68	65	22	60	104	82	16	300
1 1/4"	BSPF	RBF11F0400	80	76	24	68	116	92	16	450
1 1/2"	BSPF	RBF11F0500	94	88	24	78	126	105	16	690
2"	BSPF	RBF11F0630	115	104	28	93	149	123	16	1150
2 1/2"	BSPF	RBF11F0750	168	137	33	139	205	168	10	3050
3"	BSPF	RBF11F0900	168	138	36	139	212	168	10	3200
4"	BSPF	RBF11F1100	210	166	42	160	244	190	10	5400

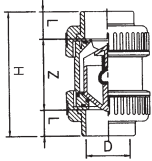


PVCu check valves

Maximum working pressure for valves 16–63 (1/2"–2") 16 bar (232 psi), for valves 75–110 (2 1/2"–4") 10 bar (145 psi) at 20°C

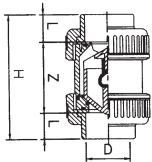
Check Valve Plain Sockets with Stainless Steel Spring EPDM Seals

Nominal Size	Code	L	Z	H	Weight (GR)
3/8"	RBA30A0160	16	46	78	110
1/2"	RBA30A0200	17	46	78	110
3/4"	RBA30A0250	20	52	90	180
1"	RBA30A0320	23	60	104	250
1 1/4"	RBA30A0400	27	68	120	380
1 1/2"	RBA30A0500	31	78	140	600
2"	RBA30A0630	38	93	169	1000
2 1/2"	RBA30A0750	44	139	227	2800
3"	RBA30A0900	51	139	242	3000



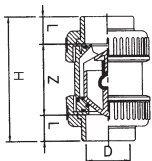
Check Valve Plain Sockets with Stainless Steel Spring EPDM Seals Metric

Nominal Size	Code	L	Z	H	Weight (GR)
16	RBI30I0160	16	46	78	110
20	RBI30I0200	16	46	78	110
25	RBI30I0250	19	52	90	180
32	RBI30I0320	22	60	104	250
40	RBI30I0400	26	68	120	380
50	RBI30I0500	31	78	140	600
63	RBI30I0630	38	93	169	1000
75	RBI30I0750	44	139	227	2800
90	RBI30I0900	51	139	242	3000



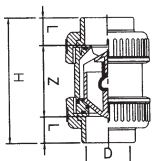
Check Valve BSP Female Threaded Sockets with Stainless Steel Spring EPDM Seals

Nominal Size	G	Code	L	Z	H	Weight (GR)
3/8"	BSPF	RBF30F0160	16	46	78	110
1/2"	BSPF	RBF30F0200	16	46	78	110
3/4"	BSPF	RBF30F0250	19	52	90	180
1"	BSPF	RBF30F0320	22	60	104	250
1 1/4"	BSPF	RBF30F0400	24	68	116	380
1 1/2"	BSPF	RBF30F0500	24	78	126	600
2"	BSPF	RBF30F0630	28	93	149	1000
2 1/2"	BSPF	RBF30F0750	33	139	205	2800
3"	BSPF	RBF30F0900	36	139	212	3000



Check Valve Plain Sockets with PTFE Coated Spring EPDM Seals

Nominal Size	Code	L	Z	H	Weight (GR)
3/8"	RBA31A0160	16	46	78	110
1/2"	RBA31A0200	17	46	78	110
3/4"	RBA31A0250	20	52	90	180
1"	RBA31A0320	23	60	104	250
1 1/4"	RBA31A0400	27	68	120	380
1 1/2"	RBA31A0500	31	78	140	600
2"	RBA31A0630	38	93	169	1000
2 1/2"	RBA31A0750	44	139	227	2800
3"	RBA31A0900	51	139	242	3000

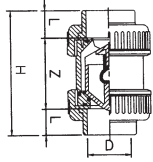


PVCu check valves

Maximum working pressure for valves 16–63 (1/2"–2") 16 bar (232 psi), for valves 75–110 (2 1/2"–4") 10 bar (145 psi) at 20°C

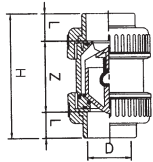
Check Valve Plain Sockets with PTFE Coated Spring EPDM Seals Metric

Nominal Size	Code	L	Z	H	Weight (GR)
16	RBI3110160	16	46	78	110
20	RBI3110200	16	46	78	110
25	RBI3110250	19	52	90	180
32	RBI3110320	22	60	104	250
40	RBI3110400	26	68	120	380
50	RBI3110500	31	78	140	600
63	RBI3110630	38	93	169	1000
75	RBI3110750	44	139	227	2800
90	RBI3110900	51	139	242	3000



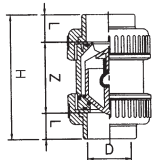
Check Valve BSP Female Threaded Sockets with PTFE Coated Spring EPDM Seals

Nominal Size	G	Code	L	Z	H	Weight (GR)
3/8"	BSPF	RBF31F0160	16	46	78	110
1/2"	BSPF	RBF31F0200	16	46	78	110
3/4"	BSPF	RBF31F0250	19	52	90	180
1"	BSPF	RBF31F0320	22	60	104	250
1 1/4"	BSPF	RBF31F0400	24	68	116	380
1 1/2"	BSPF	RBF31F0500	24	78	126	600
2"	BSPF	RBF31F0630	28	93	149	1000
2 1/2"	BSPF	RBF31F0750	33	139	205	2800
3"	BSPF	RBF31F0900	36	139	212	3000



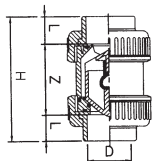
Check Valve Plain Sockets with PTFE Coated Spring FPM Seals

Nominal Size	Code	L	Z	H	Weight (GR)
3/8"	RBA34A0160	16	46	78	110
1/2"	RBA34A0200	17	46	78	110
3/4"	RBA34A0250	20	52	90	180
1"	RBA34A0320	23	60	104	250
1 1/4"	RBA34A0400	27	68	120	380
1 1/2"	RBA34A0500	31	78	140	600
2"	RBA34A0630	38	93	169	1000
2 1/2"	RBA34A0750	44	139	227	2800
3"	RBA34A0900	51	139	242	3000



Check Valve Plain Sockets with PTFE Coated Spring FPM Seals Metric

Nominal Size	Code	L	Z	H	Weight (GR)
16	RBI3410160	16	46	78	110
20	RBI3410200	16	46	78	110
25	RBI3410250	19	52	90	180
32	RBI3410320	22	60	104	250
40	RBI3410400	26	68	120	380
50	RBI3410500	31	78	140	600
63	RBI3410630	38	93	169	1000
75	RBI3410750	44	139	227	2800
90	RBI3410900	51	139	242	3000



PVCu check valves

Maximum working pressure for valves 16–63 (1/2"–2") 16 bar (232 psi), for valves 75–110 (2 1/2"–4") 10 bar (145 psi) at 20°C

Check Valve BSP Female Threaded Sockets with PTFE Coated Spring FPM Seals

Nominal Size	G	Code	L	Z	H	Weight (GR)
3/8"	BSPF	RBF34F0160	16	46	78	110
1/2"	BSPF	RBF34F0200	16	46	78	110
3/4"	BSPF	RBF34F0250	19	52	90	180
1"	BSPF	RBF34F0320	22	60	104	250
1 1/4"	BSPF	RBF34F0400	24	68	116	380
1 1/2"	BSPF	RBF34F0500	24	78	126	600
2"	BSPF	RBF34F0630	28	93	149	1000
2 1/2"	BSPF	RBF34F0750	33	139	205	2800
3"	BSPF	RBF34F0900	36	139	212	3000

Refer to metric equivalent

PVCu air release valves

Maximum working pressure for valves 16–63 (1/2"–2") 16 bar (232 psi), for valves 75–110 (2 1/2"–4") 10 bar (145 psi) at 20°C

Air Release Valve Plain Sockets with EPDM Seals

Nominal Size	Code	L	Z	H	Weight (GR)
3/8"	RBA33A0160	16	46	78	110
1/2"	RBA33A0200	17	46	78	110
3/4"	RBA33A0250	20	52	90	180
1"	RBA33A0320	23	60	104	250
1 1/4"	RBA33A0400	27	68	120	380
1 1/2"	RBA33A0500	31	78	140	600
2"	RBA33A0630	38	93	169	1000
2 1/2"	RBA33A0750	44	139	227	2800
3"	RBA33A0900	51	139	242	3000

Air Release Valve Plain Sockets with EPDM Seals Metric

Nominal Size	Code	L	Z	H	Weight (GR)
16	RBI33I0160	16	46	78	110
20	RBI33I0200	16	46	78	110
25	RBI33I0250	19	52	90	180
32	RBI33I0320	22	60	104	250
40	RBI33I0400	26	68	120	380
50	RBI33I0500	31	78	140	600
63	RBI33I0630	38	93	169	1000
75	RBI33I0750	44	139	227	2800
90	RBI33I0900	51	139	242	3000

Air Release Valve BSP Female Threaded Sockets with EPDM Seals

Nominal Size	G	Code	L	Z	H	Weight (GR)
3/8"	BSPF	RBF33F0160	16	46	78	110
1/2"	BSPF	RBF33F0200	16	46	78	110
3/4"	BSPF	RBF33F0250	19	52	90	180
1"	BSPF	RBF33F0320	22	60	104	250
1 1/4"	BSPF	RBF33F0400	24	68	116	380
1 1/2"	BSPF	RBF33F0500	24	78	126	600
2"	BSPF	RBF33F0630	28	93	149	1000
2 1/2"	BSPF	RBF33F0750	33	139	205	2800
3"	BSPF	RBF33F0900	36	139	212	3000

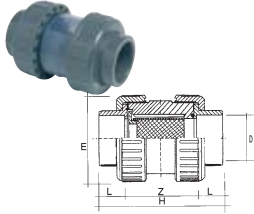
Refer to metric equivalent

PVCu in line strainers

Maximum working pressure for valves 16–63 (1/2"–2") 16 bar (232 psi), for valves 75–110 (2 1/2"–4") 10 bar (145 psi) at 20°C

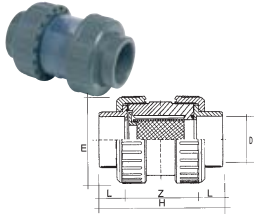
In Line Strainer Plain Sockets with EPDM Seals

Nominal Size	Code	L	Z	H	E	PN	Weight (GR)
1/2"	RBA35A0200	17	46	78	50	16	110
3/4"	RBA35A0250	20	52	90	60	16	180
1"	RBA35A0320	23	60	104	68	16	250
1 1/4"	RBA35A0400	27	68	120	80	16	380
1 1/2"	RBA35A0500	31	78	140	94	16	600
2"	RBA35A0630	38	93	169	115	16	1000



In Line Strainer Plain Sockets with EPDM Seals Metric

Nominal Size	Code	L	Z	H	E	PN	Weight (GR)
20	RBI35I0200	16	46	78	50	16	110
25	RBI35I0250	19	52	90	60	16	180
32	RBI35I0320	22	60	104	68	16	250
40	RBI35I0400	26	68	120	80	16	380
50	RBI35I0500	31	78	140	94	16	600
63	RBI35I0630	38	93	169	115	16	1000



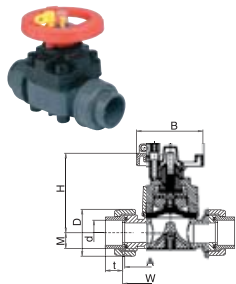
Refer to metric equivalent

PVCu diaphragm valves

Maximum working pressure: 10 bar (145 psi) at 20°C

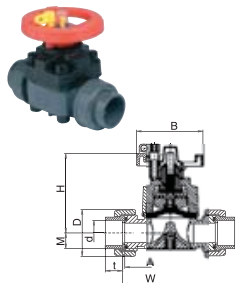
Diaphragm Valve Plain Sockets EPDM Seals

Nominal Size	Code	M	H	B	D	W	A	t
1/2"	RBA40A0200	17	100	86	43	96	90	16
3/4"	RBA40A0250	17	100	86	53	114	108	19
1"	RBA40A0320	21	107	86	60	122	116	22
1 1/4"	RBA40A0400	33	144	136	74	142	136	26
1 1/2"	RBA40A0500	33	144	136	83	160	154	31
2"	RBA40A0630	40.3	170	136	103	190	184	38



Diaphragm Valve Plain Sockets EPDM Seals Metric

Nominal Size	Code	M	H	B	D	W	A	t
20	RBI40I0200	17	100	86	43	96	90	16
25	RBI40I0250	17	100	86	53	114	108	19
32	RBI40I0320	21	107	86	60	122	116	22
40	RBI40I0400	33	144	136	74	142	136	26
50	RBI40I0500	33	144	136	83	160	154	31
63	RBI40I0630	40.3	170	136	103	190	184	38




Refer to metric equivalent

PVCu diaphragm valves

Maximum working pressure: 10 bar (145 psi) at 20°C

Diaphragm Valve BSP Female Threaded Sockets EPDM Seals

Nominal Size	Code	M	H	B	D	W	A	t
1/2"	BSPF RBF40F0200	17	100	86	43	96	90	16
3/4"	BSPF RBF40F0250	17	100	86	53	114	108	19
1"	BSPF RBF40F0320	21	107	86	60	122	116	22
1 1/4"	BSPF RBF40F0400	33	144	136	74	142	136	26
1 1/2"	BSPF RBF40F0500	33	144	136	83	160	154	31
2"	BSPF RBF40F0630	40.3	170	136	103	190	184	38



Refer to metric equivalent

PVCu 3 way ball valves

Maximum working pressure: 10 bar (145 psi) at 20°C

3 Way Ball Valve L Port EPDM O Rings Plain Ends

Nominal Size	Code	D
25	RBI80L0250	25
32	RBI80L0320	32
50	RBI80L0500	50
63	RBI80L0630	63



3 Way Ball Valve T Port EPDM O Rings Plain Ends

Nominal Size	Code	D
25	RBI81T0250	25
32	RBI81T0320	32
50	RBI81T0500	50
63	RBI81T0630	63



3 Way Ball Valve T Port Plain BS EPDM O Rings Plain Ends

Nominal Size	Code	D
3/4"	RBA82T0250	3/4"
1"	RBA82T0320	1"
1 1/2"	RBA82T0500	1 1/2"
2"	RBA82T0630	2"



3 Way Ball Valve L Port Plain BS EPDM O Rings Plain Ends

Nominal Size	Code	D
3/4"	RBA83L0250	3/4"
1"	RBA83L0320	1"
1 1/2"	RBA83L0500	1 1/2"
2"	RBA83L0630	2"



Refer to metric equivalent

PVCu 3 way ball valves

Maximum working pressure: 10 bar (145 psi) at 20°C

3 Way Ball Valve L Port Plain Sockets EPDM Seals

Nominal Size	Code	A	Z	t	d	H	B	Y	C	PN
3/4"	RBA60A0250	120	126	20	70	82	52	63	60	10
1"	RBA60A0320	120	127	23	70	82	52	64	60	10
1 1/2"	RBA60A0500	162	171	32	101	108	73	86	81	10
2"	RBA60A0630	181	193	39	122	117	85	97	91	10

3 Way Ball Valve L Port Plain Sockets EPDM Seals Metric

Nominal Size	Code	A	Z	t	d	H	B	Y	C	PN
25	RBI60I0250	120	126	20	70	82	52	63	60	10
32	RBI60I0320	120	127	23	70	82	52	64	60	10
50	RBI60I0500	162	171	32	101	108	73	86	81	10
63	RBI60I0630	181	193	39	122	117	85	97	91	10

3 Way Ball Valve T Port Plain Sockets EPDM Seals

Nominal Size	Code	A	Z	t	d	H	B	Y	C	PN
3/4"	RBA65A0250	120	126	20	70	82	52	63	60	10
1"	RBA65A0320	120	127	23	70	82	52	64	60	10
1 1/2"	RBA65A0500	162	171	32	101	108	73	86	81	10
2"	RBA65A0630	181	193	39	122	117	85	97	91	10


3 Way Ball Valve T Port Plain Sockets EPDM Seals

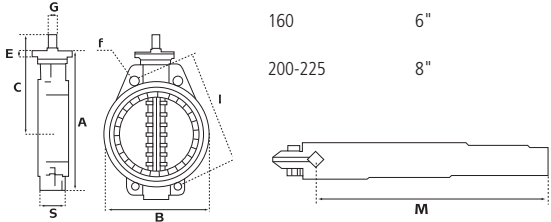
Nominal Size	Code	A	Z	t	d	H	B	Y	C	PN
25	RBI65I0250	120	126	20	70	82	52	63	60	10
32	RBI65I0320	120	127	23	70	82	52	64	60	10
50	RBI65I0500	162	171	32	101	108	73	86	81	10
63	RBI65I0630	181	193	39	122	117	85	97	91	10

PVCu butterfly valves—economy/industrial


Maximum working pressure: 63—140mm (2"—5"): 10 bar (145 psi) at 20°C

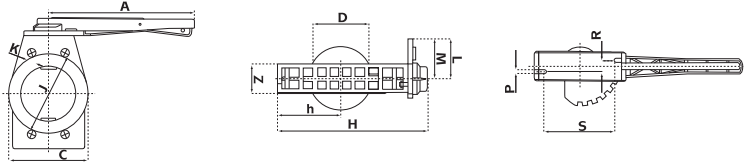
Butterfly Valve—Economy Hand Operated EPDM Seals

	mm	Inches	Code	A	B	C	E	S	G	f	I	M	Weight (GR)
	63-75	2-21/2"	RBA15A0750	130	165	110	28	45	10	18	125	228	1770
	90	3"	RBA15A0900	233	130	123	31	57	11	18	160	240	2050
	110	4"	RBA15A1100	253	152	143	31	58	11	18	180	240	2290
	125	—	RBA15A1250	264	170	148	31	62	11	18	190	240	2700
	140	5"	RBA15A1400	284	185	159	31	63	11	18	210	240	2960
	160	6"	RBA15A1600	312	216	169	31	73	14	22	240	340	3730
	200-225	8"	RBA15A2250	370	273	200	31	83	14	22	295	340	5700




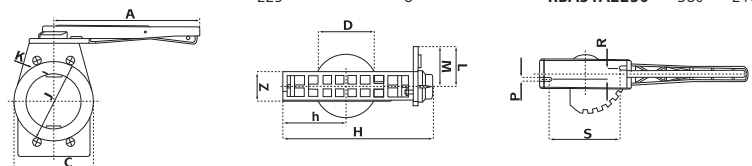
Butterfly Valve—Industrial Hand Operated EPDM Seals

	mm	Inches	Code	A	D	C	H	h	K	L	M	Z	P	R	S	PN
	90	3"	RBA50A0900	270	75	133	260	105	19	113	78	49	9	10	89	10
	110	4"	RBA50A1100	270	92	155	289	120	19	113	78	56	11	10	89	10
	140	5"	RBA50A1400	270	117	190	324	130	22	113	78	64	11	10	131	10
	160	6"	RBA50A1600	380	134	216	353	150	22	141	94	70	11	16	166	6
	225	8"	RBA50A2250	380	210	274	425	180	22	141	94	71	11	22	166	6



Butterfly Valve—Industrial Hand Operated FPM Seals


	mm	Inches	Code	A	D	C	H	h	K	L	M	Z	P	R	S	PN
	90	3"	RBA51A0900	270	75	133	260	105	19	113	78	49	9	10	89	10
	110	4"	RBA51A1100	270	92	155	289	120	19	113	78	56	11	10	89	10
	140	5"	RBA51A1400	270	117	190	324	130	22	113	78	64	11	10	131	10
	160	6"	RBA51A1600	380	134	216	353	150	22	141	94	70	11	16	166	6
	225	8"	RBA51A2250	380	210	274	425	180	22	141	94	71	11	22	166	6




PVCu butterfly valves—economy/industrial

Maximum working pressure: Maximum working pressure: 63-140mm (2"-5") 10 Bar (145PSI) at 20°C and 160-315mm (6 and 8") 6 Bar (90PSI) at 20°C

Butterfly Valve—Complete EDPM O rings

	mm	Inches	Code	D	Box	Weight (GR)
	75	2 1/2"	RBB15B0750	1	1	4950
	90	3"	RBB15B0900	1	1	6225
	110	4"	RBB15B1100	1	1	7340
	125		RBB15B1250	1	1	8167
	140	5"	RBB15B1400	1	1	9227
	160	6"	RBB15B1600	1	1	13839
	200-225	8"	RBB15B2000	1	1	14740
	250		RBB15B2500	1	1	
	315		RBB15B3150	1	1	

Butterfly Valve—Complete FPM O rings


	mm	Inches	Code	D	Box	Weight (GR)
	75	2 1/2"	RBV15V0750	1	1	4950
	90	3"	RBV15V0900	1	1	6225
	110	4"	RBV15V1100	1	1	7340
	125		RBV15V1250	1	1	8167
	140	5"	RBV15V1400	1	1	9227
	160	6"	RBV15V1600	1	1	13839
	200-225	8"	RBV15V2000	1	1	14740
	250		RBV15V2500	1	1	
	315		RBV15V3150	1	1	

Refer to metric equivalent

Wafer check valves

Maximum working pressure: Maximum working pressure: 63-140mm (2"-5") 10 Bar (145PSI) at 20°C and 160-315mm (6 and 8") 6 Bar (90PSI) at 20°C

Wafer Check Valve EPDM Seals

	mm	Inches	Code
	63	2"	RBA71A0630
	75	2 1/2"	RBA71A0750
	90	3"	RBA71A0900
	110	4"	RBA71A1100
	140	5"	RBA71A1400
	160	6"	RBA71A1600
	225	8"	RBA71A2250

Wafer Check Valve with Stainless Steel Return Spring EPDM Seals

	mm	Inches	Code
	63	2"	RBA72A0630
	75	2 1/2"	RBA72A0750
	90	3"	RBA72A0900
	110	4"	RBA72A1100
	140	5"	RBA72A1400
	160	6"	RBA72A1600
	225	8"	RBA72A2250

Refer to metric equivalent

PVCu Electrically Actuated Double Union Ball Valves

(220–240 volt) (110 volt)

Electrically actuated double union ball valve—plain sockets EPDM seals



Nominal Size	Code
1/2"	RBA24A0200
3/4"	RBA24A0250
1"	RBA24A0320
1 1/4"	RBA24A0400
1 1/2"	RBA24A0500
2"	RBA24A0630
2 1/2"	RBA24A0750
3"	RBA24A0900
4"	RBA24A1100

Electrically actuated double union ball valve—plain sockets FPM seals



Nominal Size	Code
1/2"	RBA25A0200
3/4"	RBA25A0250
1"	RBA25A0320
1 1/4"	RBA25A0400
1 1/2"	RBA25A0500
2"	RBA25A0630
2 1/2"	RBA25A0750
3"	RBA25A0900
4"	RBA25A1100

Electrically actuated double union ball valve—plain sockets EPDM seals



Nominal Size	Code
20	RBI24I0200
25	RBI24I0250
32	RBI24I0320
40	RBI24I0400
50	RBI24I0500
63	RBI24I0630
75	RBI24I0750
90	RBI24I0900
110	RBI24I1100

Electrically actuated double union ball valve—plain sockets FPM seals



Nominal Size	Code
20	RBI25I0200
25	RBI25I0250
32	RBI25I0320
40	RBI25I0400
50	RBI25I0500
63	RBI25I0630
75	RBI25I0750
90	RBI25I0900
110	RBI25I1100

PVCu Pneumatically Actuated Double Union Ball Valves Fail Safe Closed

Plain Sockets EPDM Seals



Nominal Size	Code
1/2"	RBA26A0200
3/4"	RBA26A0250
1"	RBA26A0320
1 1/4"	RBA26A0400
1 1/2"	RBA26A0500
2"	RBA26A0630
2 1/2"	RBA26A0750
3"	RBA26A0900
4"	RBA26A1100

FPM seals



Nominal Size	Code
1/2"	RBA27A0200
3/4"	RBA27A0250
1"	RBA27A0320
1 1/4"	RBA27A0400
1 1/2"	RBA27A0500
2"	RBA27A0630
2 1/2"	RBA27A0750
3"	RBA27A0900
4"	RBA27A1100

Plain Sockets EPDM Seals



Nominal Size	Code
20	RBI26I0200
25	RBI26I0250
32	RBI26I0320
40	RBI26I0400
50	RBI26I0500
63	RBI26I0630
75	RBI26I0750
90	RBI26I0900
110	RBI26I1100

FPM seals



Nominal Size	Code
20	RBI27I0200
25	RBI27I0250
32	RBI27I0320
40	RBI27I0400
50	RBI27I0500
63	RBI27I0630
75	RBI27I0750
90	RBI27I0900
110	RBI27I1100

PVCu actuated butterfly valves EDPM

Electrically Actuated Butterfly Valve EDPM



Nominal Size	Code
63-75	RBI90I0750
90	RBI90I0900
110	RBI90I1100
125	RBI90I1250
140	RBI90I1400
160	RBI90I1600
200-225	RBI90I2250
315	RBI90I3150

Electrically Actuated Butterfly Valve FPM



Nominal Size	Code
63-75	RBI91I0750
90	RBI91I0900
110	RBI91I1100
125	RBI91I1250
140	RBI91I1400
160	RBI91I1600
200-225	RBI91I2250
315	RBI91I3150

Pneumatic Single Acting/Spring Return Butterfly Valve EDPM



Nominal Size	Code
63-75	RBI92I0750
90	RBI92I0900
110	RBI92I1100
125	RBI92I1250
140	RBI92I1400
160	RBI92I1600
200-225	RBI92I2250

Pneumatic Single Acting/Spring Return Butterfly Valve FPM



Nominal Size	Code
63-75	RBI93I0750
90	RBI93I0900
110	RBI93I1100
125	RBI93I1250
140	RBI93I1400
160	RBI93I1600
200-225	RBI93I2250

PVCu actuated butterfly valves EDPM

Pneumatic Double Acting Butterfly Valve EDPM

Nominal Size	Code
63-75	RBI94I0750
90	RBI94I0900
110	RBI94I1100
125	RBI94I1250
140	RBI94I1400
160	RBI94I1600
200-225	RBI94I2250



Pneumatic Double Acting Butterfly Valve FPM

Nominal Size	Code
63-75	RBI95I0750
90	RBI95I0900
110	RBI95I1100
125	RBI95I1250
140	RBI95I1400
160	RBI95I1600
200-225	RBI95I2250



Refer to metric equivalent

Diaphragm valves

Diaphragm Valves Pneumatically Actuated

Nominal Size	Code	DN	A	A 1	B	od	oD	G	LA
20	RBI46I0200	15	85	31	63	20	43	G. 1	90
25	RBI46I0250	20	135	33	105	25	60	G. 1 1/2	116
32	RBI46I0320	25	135	33	105	32	60	G. 1 1/2	116
40	RBI46I0400	32	222	79	151	40	83	G. 2 1/4	154
50	RBI46I0500	40	222	79	151	50	83	G. 2 1/4	154
63	RBI46I0630	50	234	90	161	63	103	G. 3 3/4	182



Diaphragm Valves Manually Operated

Nominal Size	Code	DN	A	A 1	B	od	oD	G	LA
20	RBI47I0200	15	85	31	63	20	43	G. 1	90
25	RBI47I0250	20	135	33	105	25	60	G. 1 1/2	116
32	RBI47I0320	25	135	33	105	32	60	G. 1 1/2	116
40	RBI47I0400	32	222	79	151	40	83	G. 2 1/4	154
50	RBI47I0500	40	222	79	151	50	83	G. 2 1/4	154
63	RBI47I0630	50	234	90	161	63	103	G. 3 3/4	182



Refer to metric equivalent